



Y6 – Y7: the transition to high school

How you can support your child.

Dedicated to Excellence



Developing key skills

As children move from primary to high school, they will need to take more ownership of both their belongings and their actions. They will also need to be able to solve things for themselves. We hope that together we can encourage and support them to be:

Independent

Organised

Resilient

Responsible citizens

Self-sufficient

A 'ready' learner



What are the main differences?

Children will be faced with a number of differences and potential challenges when moving from primary school to high school. These include:

Having to use a timetable

Finding their way around school

Prioritising homework

Getting the appropriate equipment ready

Making their own way to and from school



What are the main differences?

They will also have to get used to:

A different uniform

Different rules

New teachers – and lots of them!

Moving from room to room



Things you can do with them

Practise the route to school. Walk it together and see how long it takes. Get them to work out what time they will need to leave.

Will they meet friends on the way? What time should they meet them? Talk about the route, where they will cross the road, busy junctions etc.

Where will they enter the school site? Will they meet a friend there? Where do they go once they get to school?

Discuss possible scenarios with them.

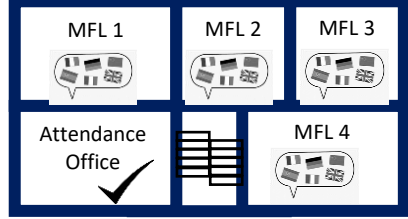
Things you can do with them

Discuss the timetable.

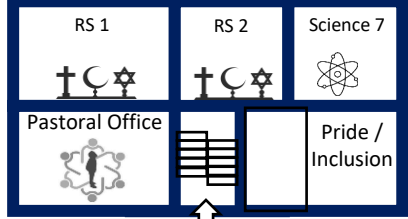
Week	Mon	Tue	Wed	Thu	Fri
1	11/05/20	12/05/20	13/05/20	14/05/20	15/05/20
Tutor Group	07ERL	07ERL	07ERL	07ERL	07ERL
1 09:10 - 10:10	07.1A/Sc Mrs Stocks Science SC3	07.1A/Ar Miss Pritchard Art AT1	07P1/Pe1 Mrs Vercell PE	07.1A/Rs Miss Clarkson Religious St HU2	07D1/Dt2 Mr Smith DT AT5
2 10:10 - 11:10	07M1/Ma1 Miss Hindley Maths MA4	07.1A/Sc Miss Cockram Science SC7	07.1A/Gg Miss Metcalfe Geography HU3	07.1A/Sc Miss Cockram Science SC7	07.1A/Cp Mr Birchall Computing CO1
3 11:30 - 12:30	07.1A/Sp Mr Halfpenny Spanish LA1	07.1A/Hi Mr Watkiss History HU5	07E1/En1 Miss Asran English EN3	07M1/Ma1 Miss Hindley Maths MA4	07E1/En1 Miss Asran English EN3
4 12:30 - 13:30	07E1/En1 Miss Asran English EN3	07.1A/Sp Mr Halfpenny Spanish LA1	07.1A/Mu Mrs Worthington Music PA2	07P1/Pe1 Mr Priestley PE	07.1A/Fr Mrs Farren French LA3
5 14:10 - 15:10	07D1/Dt2 Mr Smith DT AT5	07.1A/Sc Mrs Stocks Science SC3	07M1/Ma1 Miss Hindley Maths MA4	07E1/En1 Miss Asran English EN3	07M1/Ma1 Miss Hindley Maths MA4



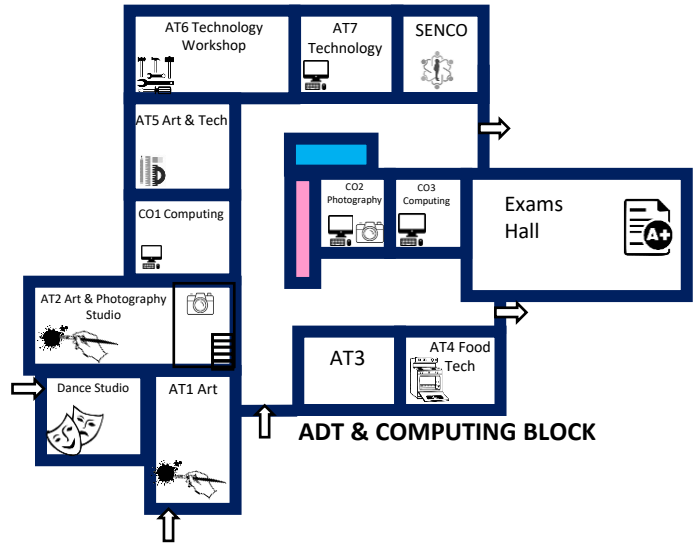
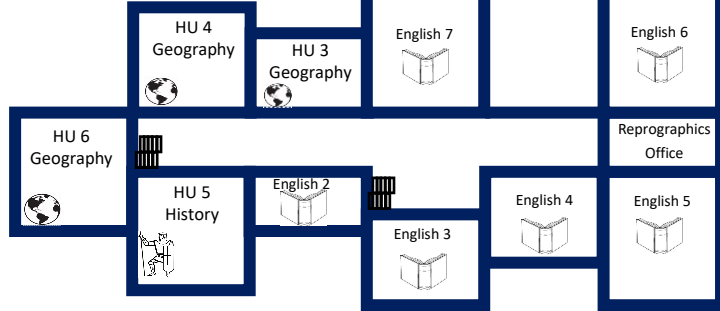
MFL BLOCK UPPER LEVEL



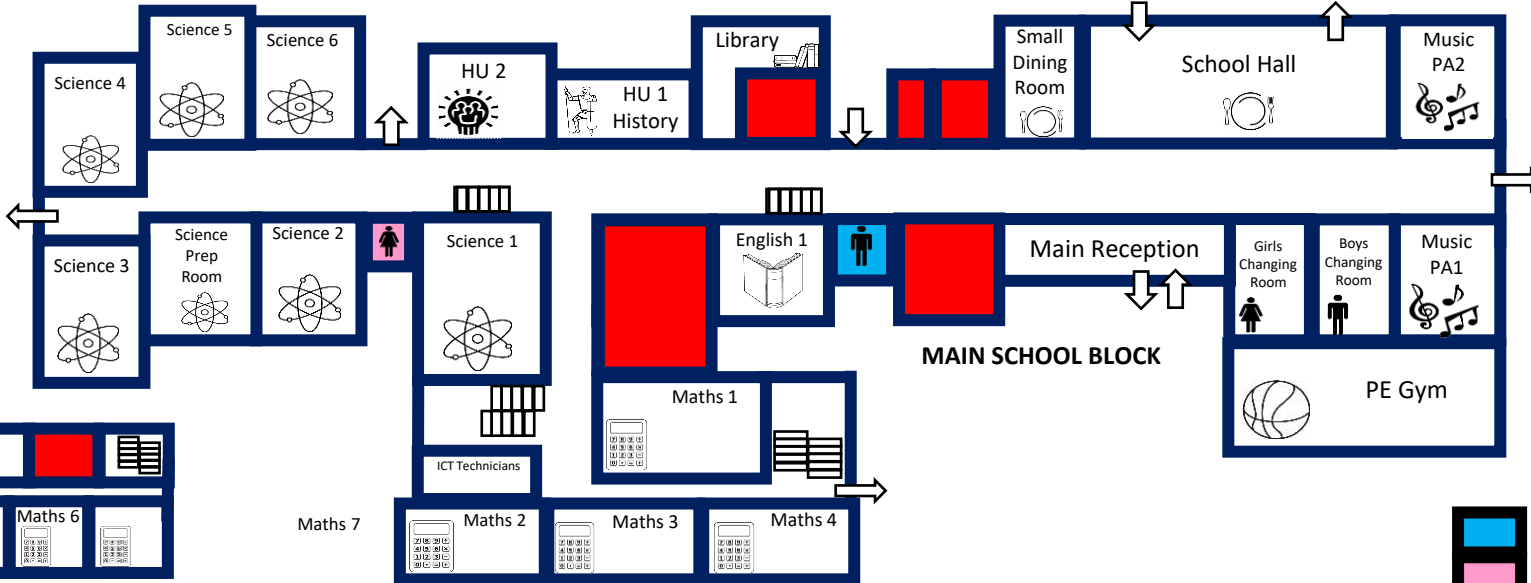
MFL BLOCK LOWER LEVEL




MAIN SCHOOL UPPER LEVEL



ADT & COMPUTING BLOCK



MAIN SCHOOL BLOCK



MATHS UPPER LEVEL

-  Boys Toilets
-  Girls Toilets
-  Staff Only Areas

Discuss the timetable

How long do classes last for?

How often do you do Spanish each week? Which day(s) is it on?

What subjects do you study every day? Why do you think that is?

List the special equipment you would need for classes on Tuesday.

Where will you study Computing?

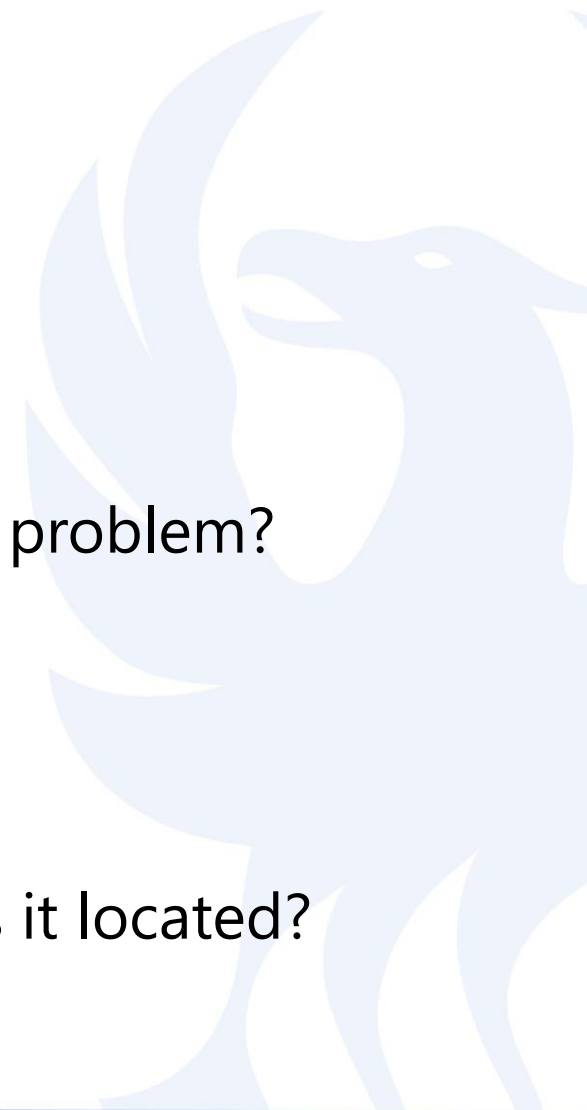
When would you be able to talk to your Pastoral Manager about a problem?

Which class would you most look forward to? Why?

Which day would you most look forward to? Why?

Who would your teacher be for History?

Which room would you visit most often during the week? Where is it located?



Things you can do to help them

Get them used to reading timetables and maps.

Encourage them to copy out their school timetable and colour-code it. Remind them that we operate a 2-week timetable.

Get them to make a note of the days when they will need special equipment such as P.E. and Cooking.

Provide them with a special place at home to keep all of their books.

Things you can do to help them

Remind your child that everyone is in the same boat when they start. Talk to them about ways to start a conversation if they find this difficult.

Remember that friendships take time to develop; don't panic if they don't make a new friend immediately.

Encourage them to join clubs and become involved in school life. This can be a good way to make friends with students in other forms.



**What will they need to
take with them each day
to secondary school?**

Dedicated to Excellence





Do I really
need to pack
ALL of this
EVERY day?

Dedicated to Excellence

Things you can do to help them

Set up a daily checklist at home:

- ✓ School bag
- ✓ Pencil case
- ✓ Lunch
- ✓ Books
- ✓ Homework
- ✓ PE Kit
- ✓ Water
- ✓ Reading book
- ✓ Musical instrument
- ✓ Letters



Top Tips for Surviving Secondary School!

Be prepared!

Look at your timetable and make sure you know where to go and when.

Be organised!

Make sure you have the right books and equipment with you for each lesson.

Teachers won't expect you to get every answer right, but they will be impressed if you try your best and 'have a go' at learning new things.

Be enthusiastic!

Be resilient!

Sometimes things won't go your way - they will be difficult or unfair or embarrassing. This is normal and happens to everyone, so don't worry. Just say to yourself, 'tomorrow's another day'...

Be brave!

It might seem hard to make new friends, but everyone is feeling the same way. Say hello!

If someone else seems to be having a hard time, try to help. This is a good way to make friends and hopefully they will return the favour.

Be kind!

If you do something wrong or forget something, it's much better to own up straight away.

Be yourself!

Believe in yourself! You can do it!

Be honest!



Why is organisation important?





UP HOLLAND
HIGH SCHOOL
Y6 – Y7 Transition

We will do everything we possibly can to work with you, your child and their primary school to ensure a smooth transition to us.

"An excellent, inclusive school. They really are dedicated to providing the best education and all-round experience for students."

S. Dean, Parent

"The school maintain a strong team of pastoral staff who provide effective support and guidance."

Ofsted

Dedicated to Excellence